

MIL-STD-1553 TRANSFORMERS

Low Profile 3.3V Pulse Transformers

Ruggedized



These Non-QPL interface transformers are built and tested in ISO 9001 approved facilities.

- ⊗ Designed for transceivers utilizing a single supply voltage to 3.3V
- ⊗ Single transformer package
- ⊗ Dual Ratio
- ⊗ Max Reflow Temperature: 225°C
- ⊗ Lead Finish: Sn63/Pb37
- ⊗ Moisture Sensitivity Level:
 - ⊗ Q1553: Level 1
 - ⊗ SMQ1553, GL1553, DGL1553: Level 3
- ⊗ Applicable Standards:
 - ⊗ MIL-STD-1553B
 - ⊗ MIL-PRF-21038
 - ⊗ MIL-STD-202

Summary Performance Specifications

Drop	20% MAX
Overshoot	±1V MAX
Common Mode Rejection (CMR)	45dB MIN
Frequency Range (no load)	75kHz - 1MHz
Operating & Storage Temperature Range	-55°C to +125°C
Weight	5 grams MAX
Insulation Resistance	10K MΩ MIN @ 250Vdc
Dielectric Withstanding Voltage	100Vrms

Electrical Specifications @ 25°C

Part Number	Terminals	Turns Ratio	RDC MAX	Impedance MIN
		(±3%)	(Ω)	(Ω)
Q1553-70	1-3:4-8	1CT:3CT	1-3 = 0.35	4-8
	1-3:5-7	1CT:2.15CT	4-8 = 3.50	4000
Q1553-71	1-3:4-8	1CT:3.54CT	1-3 = 0.35	4-8
	1-3:5-7	1CT:2.50CT	4-8 = 3.50	4000
SMQ1553-70	1-3:4-8	1CT:3CT	1-3 = 0.35	4-8
	1-3:5-7	1CT:2.15CT	4-8 = 3.50	4000
SMQ1553-71	1-3:4-8	1CT:3.54CT	1-3 = 0.35	4-8
	1-3:5-7	1CT:2.50CT	4-8 = 3.50	4000
GL1553-70	1-3:4-8	1CT:3CT	1-3 = 0.80	4-8
	1-3:5-7	1CT:2.15CT	4-8 = 3.50	4000
GL1553-71	1-3:4-8	1CT:3.54CT	1-3 = 0.80	4-8
	1-3:5-7	1CT:2.50CT	4-8 = 3.50	4000
DGL1553-70	1-3:16-13/5-7:12-9	1CT:3CT	1-3, 5-7 = 0.80	16-13 & 12-9
	1-3:15-14/5-7:11-10	1CT:2.15CT	16-13, 12-9 = 3.50	4000
DGL1553-71	1-3:16-13/5-7:12-9	1CT:3.54CT	1-3, 5-7 = 0.80	16-13 & 12-9
	1-3:15-14/5-7:11-10	1CT:2.50CT	16-13, 12-9 = 3.50	4000

NOTES:

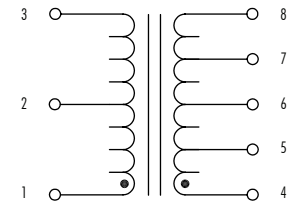
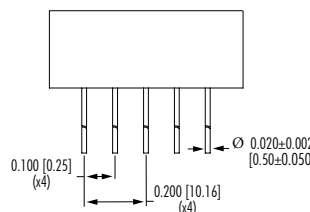
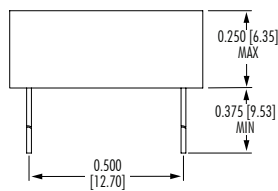
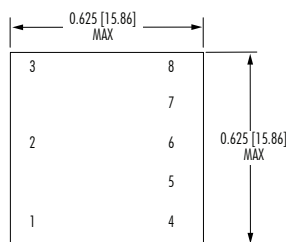
- Add suffix "NL" for RoHS compliant version; i.e. Q1553-70 becomes Q1553-70NL. NL parts have 100% SN Lead Finish (MSL:4)

Mechanicals

Electrical Schematics

Q1553

Dimensions: inch [mm]
Tolerance (unless otherwise specified): ±0.010 [0.25]



MIL-STD-1553 TRANSFORMERS


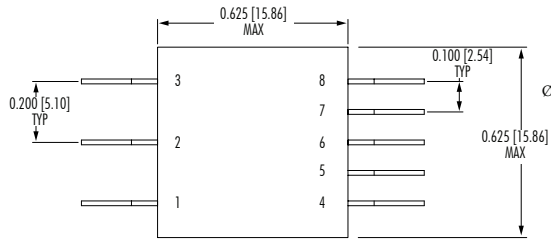
Low Profile 3.3V Pulse Transformers

Ruggedized

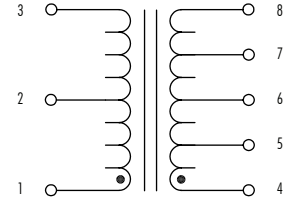
SMQ1553

Mechanicals

Dimensions: inch [mm]
Tolerance (unless otherwise specified): ± 0.010 [0.25]



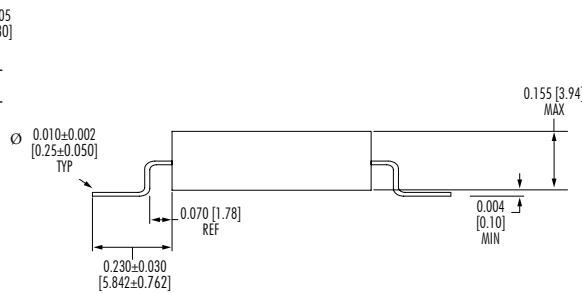
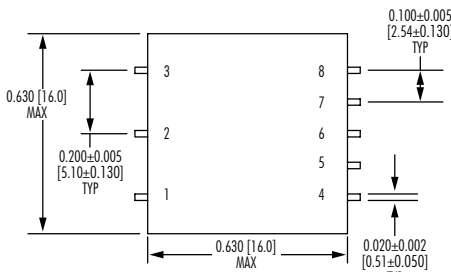
Electrical Schematics



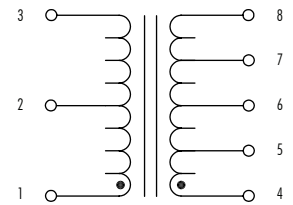
GL1553

Mechanicals

Dimensions: inch [mm]
Tolerance (unless otherwise specified): ± 0.010 [0.25]



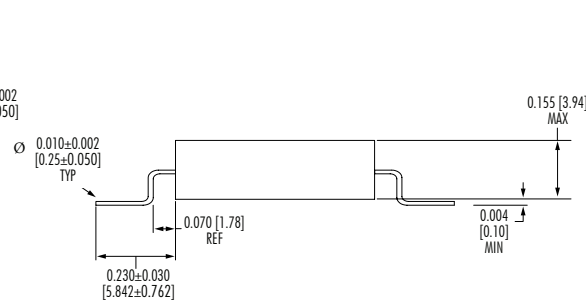
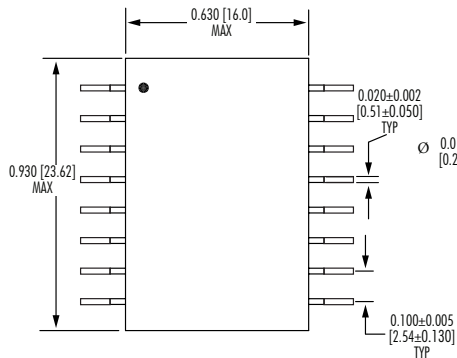
Electrical Schematics



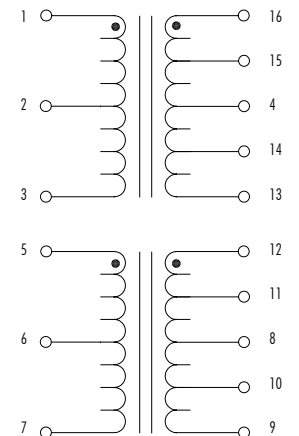
DGL1553

Mechanicals

Dimensions: inch [mm]
Tolerance (unless otherwise specified): ± 0.010 [0.25]



Electrical Schematics

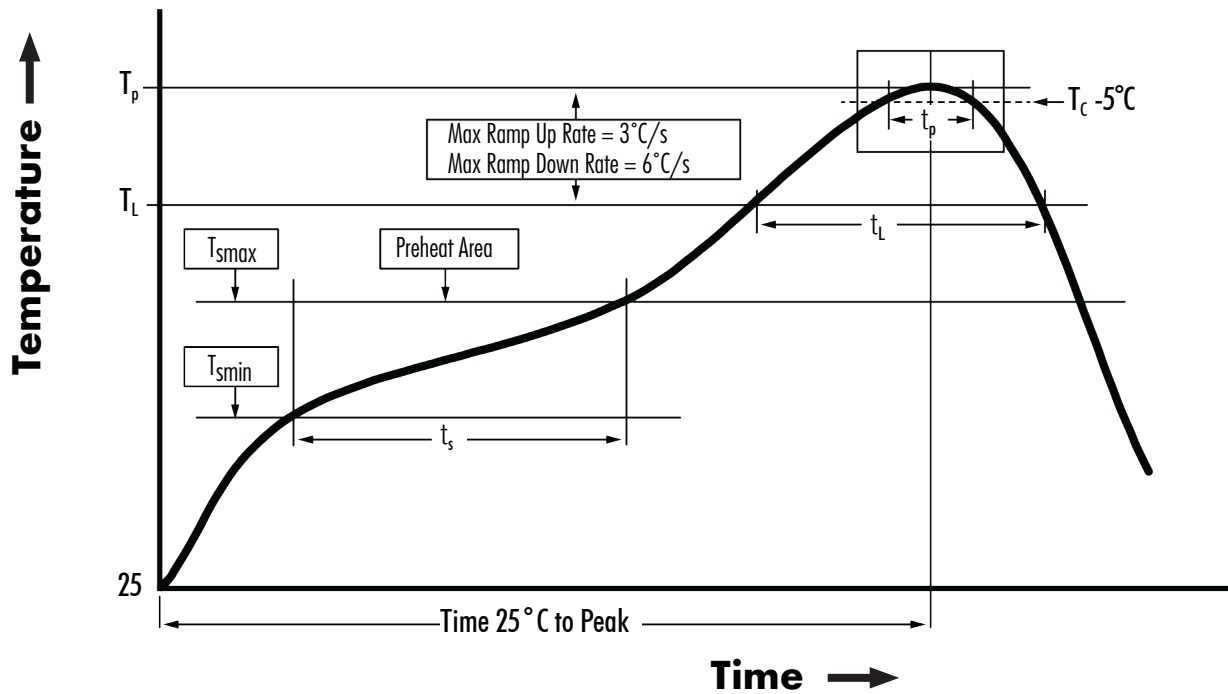


MIL-STD-1553 TRANSFORMERS

Low Profile 3.3V Pulse Transformers

Ruggedized

Recommended Reflow Profile (Based on J-STD-020D)



T_{SMIN} (°C)	T_{SMAX} (°C)	T_L (°C)	T_P (°C MAX)	t_s (s)	t_L (s)	t_p (s MAX)	Ramp-up rate (T_L to T_P)	Ramp-down rate (T_P to T_L)	Time 25°C to peak temperature (s MAX)
Tin/Lead Profile									
100	150	183	225	60 - 120	60 - 150	20	3°C/s MAX	6°C/s MAX	360

NOTES:

1. All temperatures measured on the package leads.
2. Maximum number of reflow cycles not to exceed 2.



iNRCORE, LLC
311 Sinclair Road, Bristol, PA 19007-6812 USA
Tel: +1.215.781.6400 Fax: +1.215.781.6430

www.iNRCORE.com

M128.H (18MAR25)

Performance warranty of products offered on this data sheet is limited to the parameters specified. Data is subject to change without notice. Other brand and product names mentioned herein may be trademarks or registered trademarks of their respective owners. © Copyright, 2025. iNRCORE, LLC. All rights reserved.