

# 1000BASE-T SINGLE & DUAL PORT TRANSFORMER MODULES

Ruggedized

- ⊗ Compliant with IEEE 802.3 standards
- ⊗ 350μH OCL with 8mA DC bias at extended temperatures
- ⊗ Dielectric Withstanding Voltage (DWV): 1500 Vrms
- ⊗ Storage Temperature: -55°C to +125°C
- ⊗ Operating Temperature:
  - 1000B-5001F/5002F/5003F: -40°C to +85°C
  - 1000B-5001FX/5002FX/5003FX: -55°C to +125°C
- ⊗ Epoxy Encapsulated Package
- ⊗ Lead Finish: Sn63/Pb37
- ⊗ Moisture Sensitivity Level: 3

## Electrical Specifications @ 25°C

Part Number	Insertion Loss (dB MAX)				Return Loss (dB MIN)				Crosstalk (dB MIN)			CM to CM Rejection (dB MIN)			DM to CM Rejection (dB MIN)		
	0.10 MHz	30 MHz	60 MHz	100 MHz	30 MHz	60 MHz	80 MHz	100 MHz	30 MHz	60 MHz	100 MHz	30 MHz	60 MHz	100 MHz	30 MHz	60 MHz	100 MHz
1000B-5001F	1.2	1.2	1.2	1.2	18	12	10	8	43	37	33	40	35	30	43	37	30
1000B-5001FX	1.4	1.4	1.4	1.4	18	12	10	8	43	37	33	40	35	30	43	37	33
1000B-5002F	1.2	1.2	1.2	1.2	18	14	12	10	43	37	33	40	35	30	43	37	33
1000B-5002FX	1.2	1.2	1.2	1.2	18	14	12	10	43	37	33	40	35	30	43	37	33
1000B-5003F	1.2	1.2	1.2	1.2	18	14	11	9	43	37	33	40	35	30	43	37	33
1000B-5003FX	1.2	1.2	1.2	1.2	18	14	11	9	43	37	33	40	35	30	43	37	33

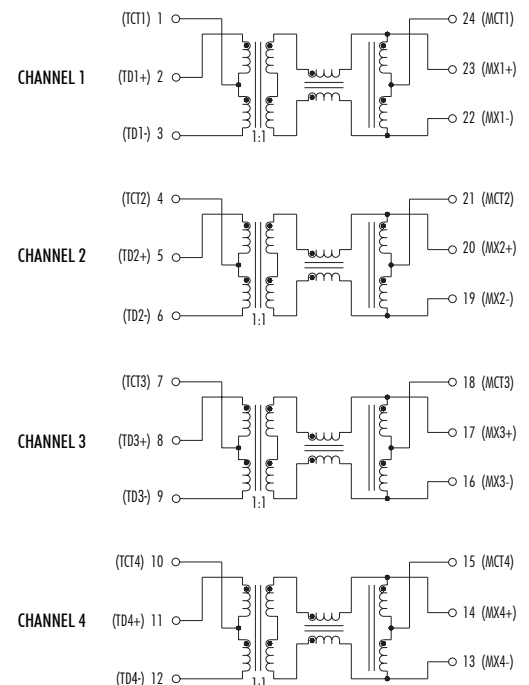
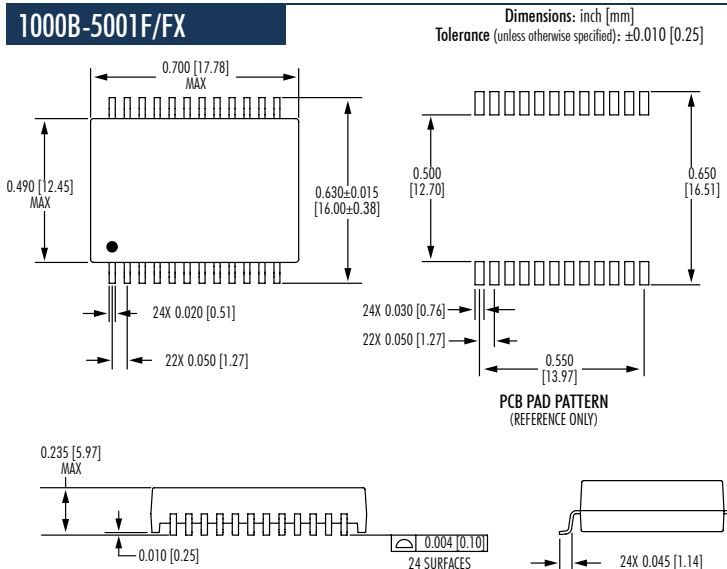
### NOTES:

- Add suffix "NL" for RoHS compliant version; i.e. 1000B-5001F becomes **1000B-5001FNL**. (For NL version of 5003F/5003FX, MSL = 4) NL parts have 100% SN Lead Finish.
- For Tape and Reel Packaging, add "T" suffix at the end of the part number; i.e. **1000B-5001FXT**.

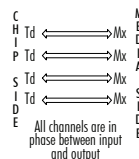
### Mechanicals

### Electrical Schematics

#### 1000B-5001F/FX



#### LEGEND



# 1000BASE-T SINGLE & DUAL PORT TRANSFORMER MODULES

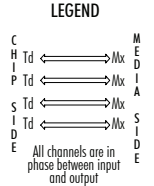
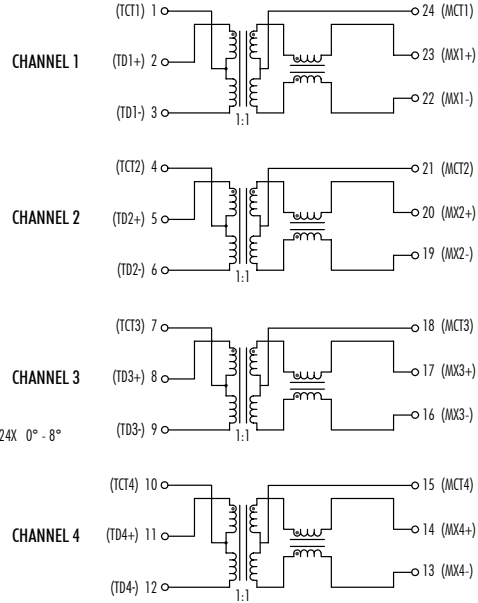
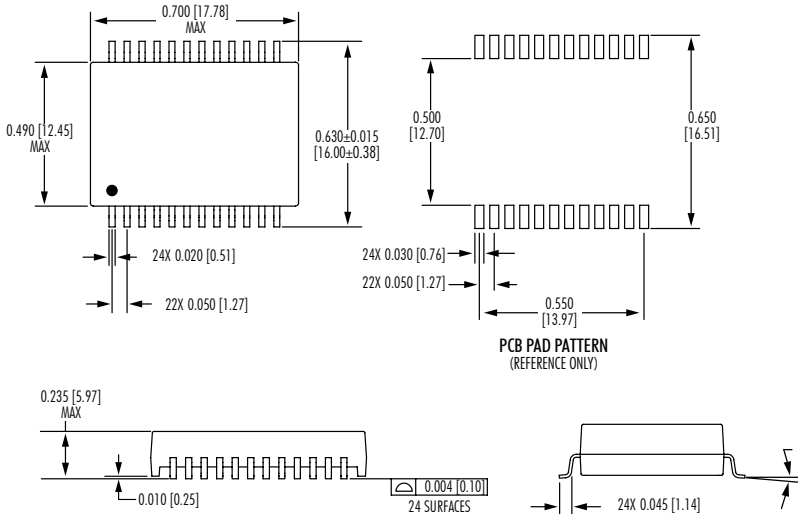
Ruggedized

## Mechanicals

## Electrical Schematics

### 1000B-5002F/FX

Dimensions: inch [mm]  
Tolerance (unless otherwise specified): ±0.010 [0.25]

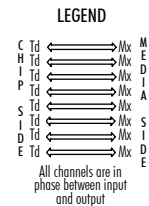
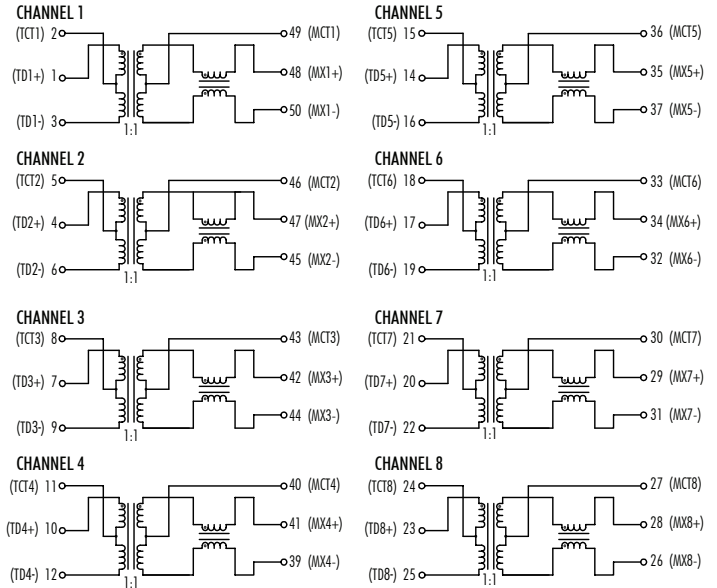
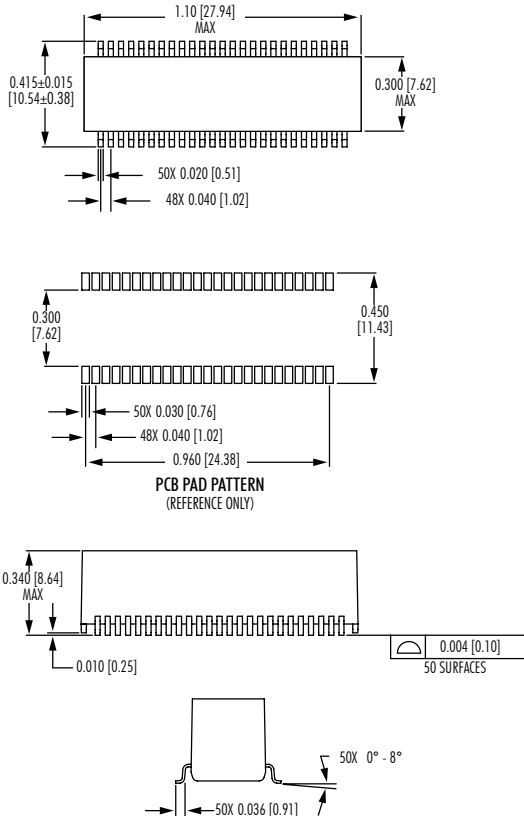


## Mechanicals

## Electrical Schematics

### 1000B-5003F/FX

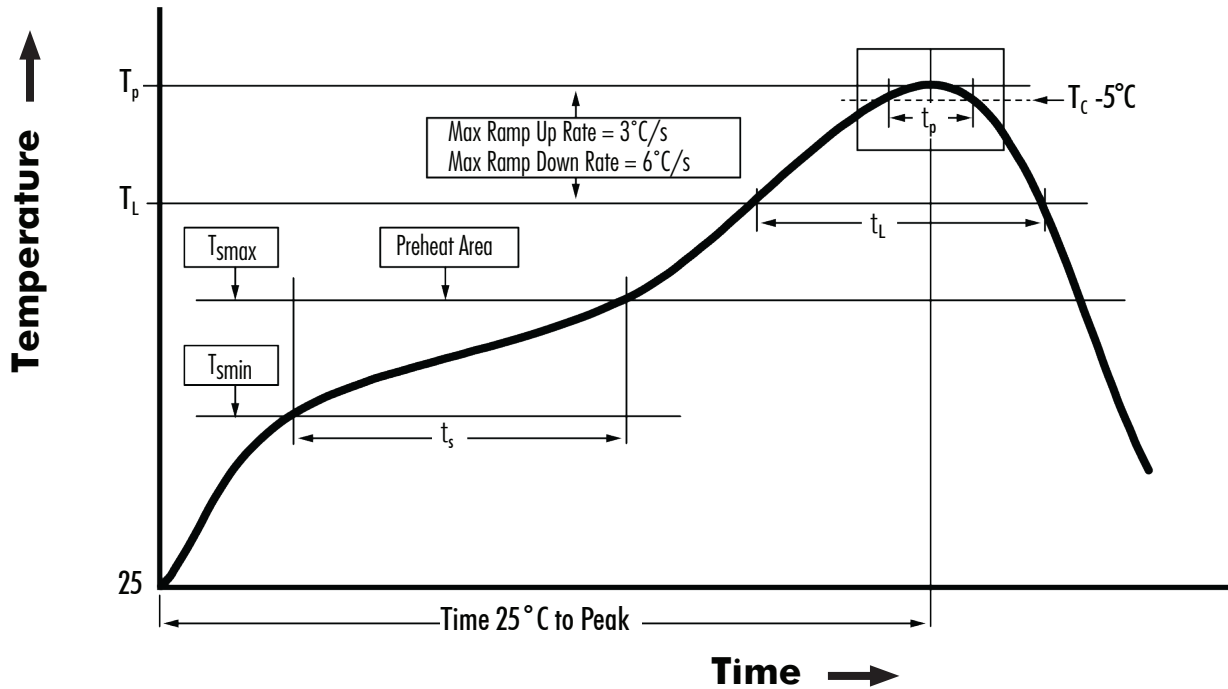
Dimensions: inch [mm]  
Tolerance (unless otherwise specified): ±0.010 [0.25]



# 1000BASE-T SINGLE & DUAL PORT TRANSFORMER MODULES

Ruggedized

## Recommended Reflow Profile (Based on J-STD-020D)



$T_{SMIN}$ (°C)	$T_{SMAX}$ (°C)	$T_L$ (°C)	$T_P$ (°C MAX)	$t_s$ (s)	$t_L$ (s)	$t_p$ (s MAX)	Ramp-up rate ( $T_L$ to $T_p$ )	Ramp-down rate ( $T_p$ to $T_L$ )	Time 25°C to peak temperature (s MAX)
<b>Tin/Lead Profile</b>									
100	150	183	235	60 - 120	60 - 150	20	3°C/s MAX	6°C/s MAX	360
<b>Non-Lead Profile</b>									
150	200	217	245	60 - 120	60 - 150	30	3°C/s MAX	6°C/s MAX	480

### NOTES:

1. All temperatures measured on the package leads.
2. Maximum number of reflow cycles not to exceed 2.
3. Reflow cycle applies only to surface mount parts.



iNRCORE, LLC  
311 Sinclair Road, Bristol, PA 19007-6812 USA  
Tel: +1.215.781.6400 Fax: +1.215.781.6430

[www.iNRCORE.com](http://www.iNRCORE.com)

M106.Q (8JUN23)

Performance warranty of products offered on this data sheet is limited to the parameters specified. Data is subject to change without notice. Other brand and product names mentioned herein may be trademarks or registered trademarks of their respective owners. © Copyright, 2023. iNRCORE, LLC. All rights reserved.