


1000 BASE - T TRANSFORMER MODULE



Ruggedized



- Compliant with IEEE 802.3 standards
- 350µH OCL with 8mA DC bias
- Operating Temperature:
 - 1000B-5006: -40°C to +85°C
 - 1000B-5006X: -55°C to +125°C
- Storage Temperature: -55°C to +125°C
- Dielectric Withstanding Voltage (DWV): 1500 Vrms MAX
- Epoxy encapsulated package withstands 235°C peak temperature profile
- Lead Finish: Sn63Pb37
- Moisture Sensitivity Level: 3

Electrical Specifications @ 25°C

Part Number	Insertion Loss (dB MAX)				Return Loss (dB MIN)					Crosstalk (dB MIN)			DM to CM Rejection Ratio (dB MIN)			
	0.10 MHz	30 MHz	60 MHz	100 MHz	5 MHz	30 MHz	50 MHz	60 MHz	80 MHz	30 MHz	60 MHz	100 MHz	1 MHz	30 MHz	60 MHz	100 MHz
1000B-5006	1.2	1.2	1.2	1.2	18	18	13	12	10	43	37	33	43	37	30	30
1000B-5006X	1.4	1.4	1.4	1.4	18	18	13	12	10	43	37	33	43	37	33	33

NOTES:

- Add suffix "NL" for RoHS compliant version; i.e. 1000B-5006 becomes 1000B-5006NL. NL parts have 100% SN Lead Finish (MSL:4).
- For Tape & Reel packaging, add "T" suffix at the end of the part number; i.e. 1000B-5006NLT.

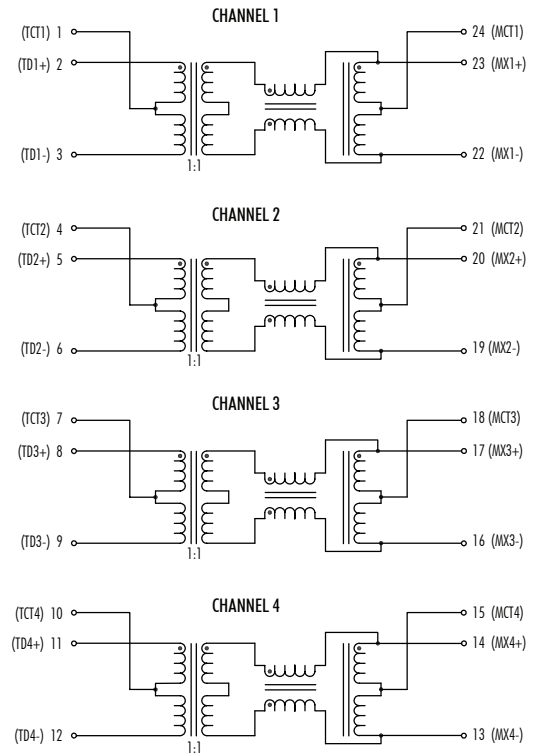
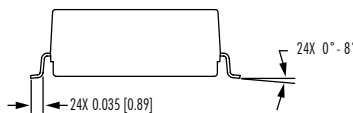
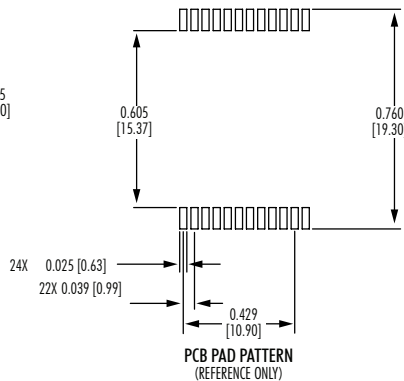
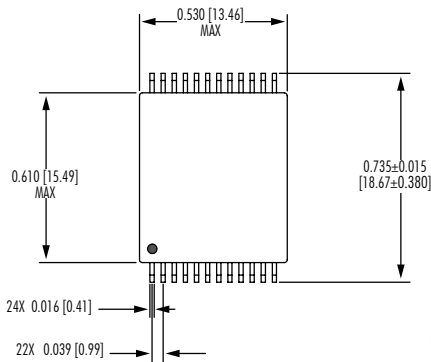
Mechanicals

Electrical Schematics

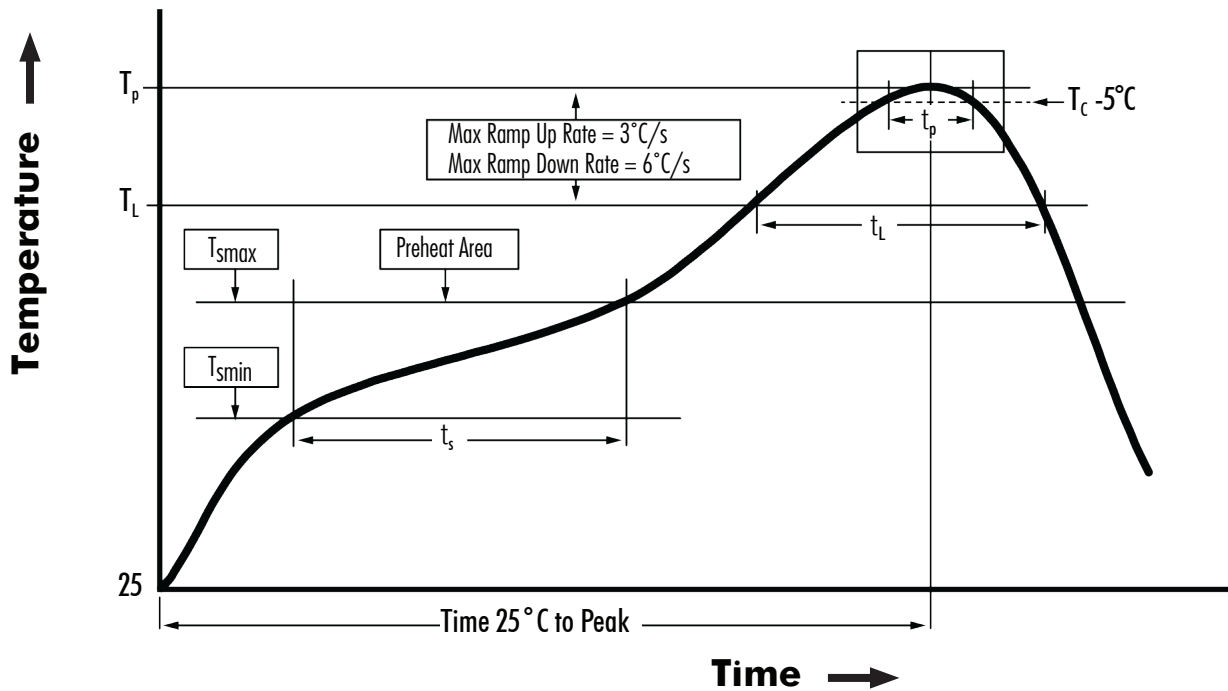
1000B-5006 / 1000B-5006X

Dimensions: inch [mm]

Tolerance (unless otherwise specified): ±0.010 [0.25]



Tin/Lead Recommended Reflow Profile (Based on J-STD-020D)



T_{SMIN} (°C)	T_{SMAX} (°C)	T_L (°C)	T_P (°C MAX)	t_s (s)	t_L (s)	t_p (s MAX)	Ramp-up rate (T_L to T_P)	Ramp-down rate (T_P to T_L)	Time 25°C to peak temperature (s MAX)
100	150	183	235	60 - 120	60 - 150	20	3°C/s MAX	6°C/s MAX	360

NOTES:

1. All temperatures measured on the package leads.
2. Maximum number of reflow cycles not to exceed 2.

